

IT-36RID



FEATURES

- Monitor and control remotely with Wi-Fi connectivity
- Accepts custom panels for an integrated look within cabinetry or stainless-steel accessory panels and handles to match other Sub-Zero, Wolf, and Cove products*
- Preserves refrigerated foods with cool, moist air
- Controls temperature within one degree of setpoint
- Locks in cold air with a magnetic door seal system
- Fight spoilage and odors with a NASA-inspired air purification system
- Filters water, removing contaminants, chlorine taste, and odor
- Delivers fresh, filtered water through an internal dispenser located discreetly within the refrigerator
- Keeps produce fresher with high-humidity, sealed crisper and deli drawers
- Refer to freshness cards for tips on food preservation, use, and care
- Promotes easy clean-up with nano-coated, spillproof shelves
- Control brightness with soft-on LED lighting


ACCESSORIES

- 31 1/2" Pro Handle
- 33 1/4" Tubular Handle
- Air Purification Cartridge
- Egg Container
- Reduced Toekick Divider
- Stainless Steel Side Panel
- Stainless Steel Top Panel
- Water Filter
- Dual Installation Kits
- Stainless Steel Door Panels With Pro Handle
- Stainless Steel Door Panels With Tubular Handle
- Stainless Steel Drawer Panels With Pro Handles
- Stainless Steel Drawer Panels With Tubular Handles
- Stainless Steel Dual Installation Kickplates

Accessories are available through an authorized dealer.
For local dealer information, visit subzero-wolf.com/locator.



HANDLE ACCESSORIES



PRODUCT DETAILS

REFRIGERATOR

- LED refrigerator lights
- 4 glass refrigerator shelves (3 adjustable; 1 stationary)
- Crisper drawer with dividers and sliding cover
- 1 deli drawer with adjustable dividers
- 3 door bins (2 adjustable; 1 stationary)
- 1 adjustable dairy compartment
- Internal water dispenser

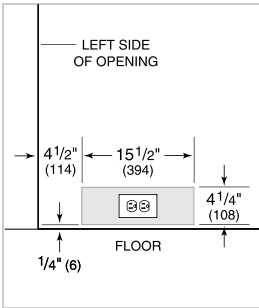
LEGACY MODEL - 36" DESIGNER OVER-AND-UNDER REFRIGERATOR INTERNAL DISPENSER
- PANEL READY



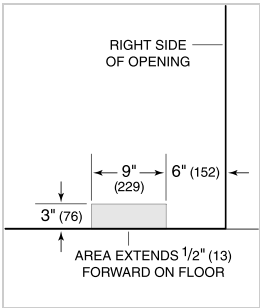
PRODUCT SPECIFICATIONS

Model	IT-36RID
Dimensions	36"W x 84"H x 24"D
Refrigerator Capacity	20.5 cu. ft.
Door Clearance	34 1/2"
Drawer Clearance	18 3/8"
Electrical Supply	115 VAC, 60 Hz
Electrical Service	15 amp dedicated circuit
Plumbing Supply	1/4" OD copper, braided stainless steel or PEX tubing
Plumbing Pressure	35–120 psi

ELECTRICAL



PLUMBING

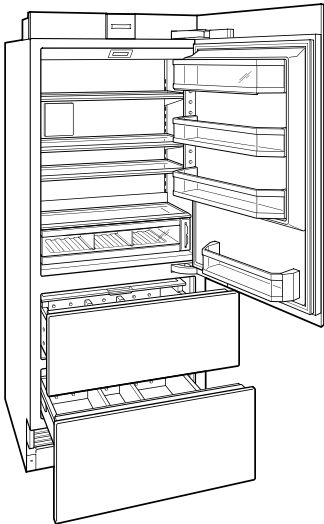


NOTE: The electrical outlet must be positioned with the grounding prong to the right of the thinner blades.

PANEL SPECIFICATIONS For complete panels specifications including width/height, weight requirements and thickness requirements visit subzero-wolf.com/reveal.

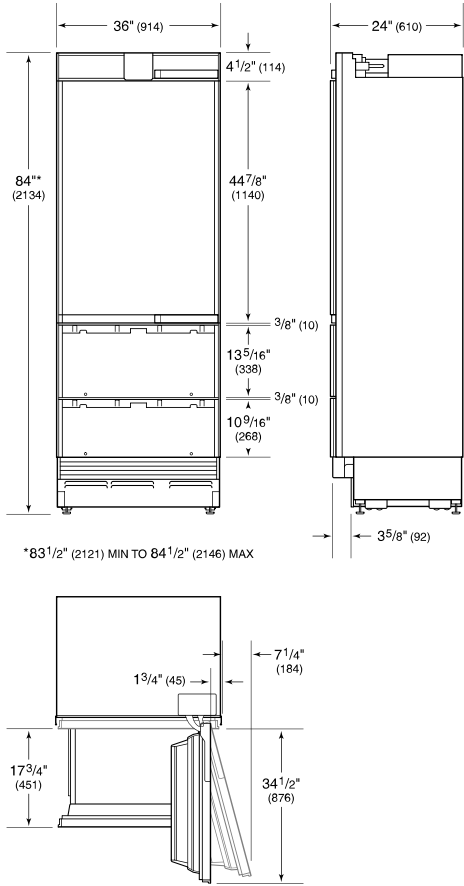
NOTE: Dimensions in parenthesis are in millimeters unless otherwise specified

INTERIOR VIEW

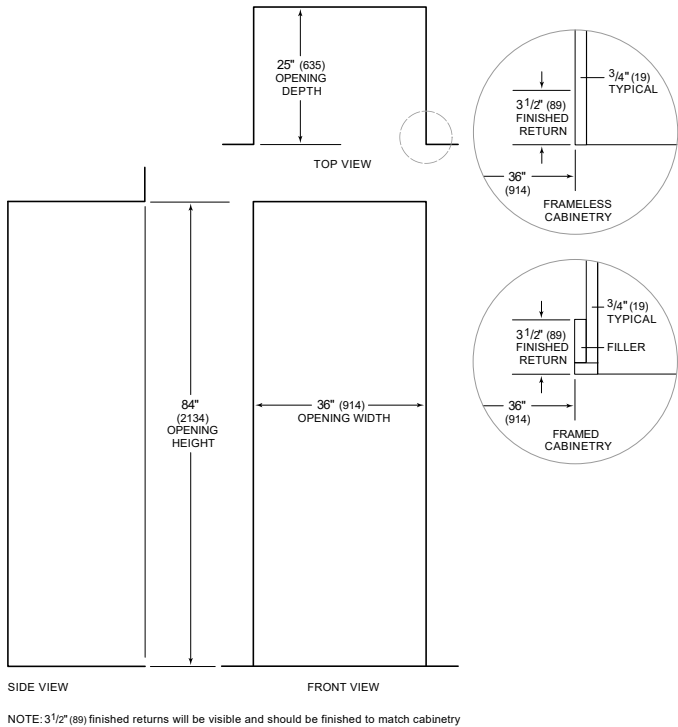


This illustration is intended for interior reference only and may not represent the exterior of the model being specified.

DIMENSIONS



STANDARD INSTALLATION



NOTE: 3 1/2 inch (89 mm) finished returns will be visible and should be finished to match cabinetry